


QRS/SPECIFICATION OF EXTRACORPOREAL SHOCK WAVE THERAPY

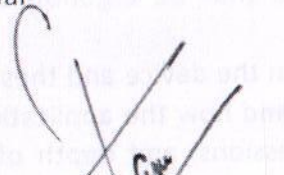
Technical Specification


1. The device shall operate with 220V / 50-60Hz mains electricity and be compatible with +/- 10% voltage changes.
2. The device shall have a color touch screen, and the parameters set during the treatment shall be easily viewable from the device screen.
3. The parameters such as pressure, frequency, and pulse rate set for treatment shall be changed as required from menu on device screen during treatment. There shall be no need to interrupt the treatment so that these values can be changed.
4. The output of the device shall be radial.
5. The proposed device shall have an internal compressor. It shall be able to move freely wherever it is desired.
6. It shall have a HANDPIECE suspension system and this suspension shall provide the ability for the applicators to move in and out. Thus, full contact with the tissue should be available to the device.
7. There shall be continuous, individual, and auto modes within the device therapy shot patterns.
8. It shall be possible to apply with the device a pressure of at least 5 bar.
9. The device must be able to operate between 1-22 Hz.
10. For ease of use, the language of the device menu must be in English and easily adjustable if desired.
11. The hand applicator or mechanism shall have at least 3,000,000 shooting capabilities.
12. The device shall have at least five replaceable headers (Transmitters) that are different from each other.
13. The hand applicator shall be ergonomic and shall not backfire during applications. The treatment shall be stopped and started with the trigger on the hand applicator when requested.
14. Handpiece weight of the proposed device shall be ergonomic in order to make treatment easier, healthier and less tiring.
15. There must be at least 20 ready programs in the device and these programs shall have pictures and written narratives about which zones and how the applications shall be done. Parameters such as the bar, frequency, number of sessions, and depth of effect to be applied for the treatment shall be visible on the screen where the narrative information is displayed.
16. The proposed device shall be able to perform all necessary shock therapy applications and treatments for Physical Therapy, Orthopedics and Sportsmen.
17. The device shall automatically be able to stop the therapy when the total number of beats for that session is reached.
18. For ease of transportation, the original wheeled carriage stand table belonging to the same brand of the device shall be provided with the device, and at least two wheels of the stand table shall be lockable.
19. The device shall be portable and easily transportable by separating it from its stand table.
20. There shall be a suitable place on the side of the device where the applicator can be placed.
21. It shall be covered for 2 years warranty against fabrication defects. The supply and repair of replacement parts shall be provided by the authorized company as per terms and conditions against AMC for a period of 5 years.

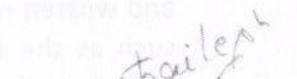
Jain


22. The device shall have encryption to prevent unauthorized use and interception of the device at power-on. The user can easily change it, if desired.
23. There shall be at least 2 options between the screen colors of the device, and the user can change the screen color module at any time.
24. The device shall have a patient registration menu, so that unlimited patient registration shall be possible. Parameters such as treatment, bar, frequency applied to the patient to be registered shall be automatically transferred to the patient registration screen.
25. The device shall have a time and date indicator.
27. There shall be an error code indicator on the main screen of the device. In the event of a fault, it must report an error code or a fault indication.
28. The proposed device shall have application headers with silicone application edge and liquid support structure that prevent the patient from irritation. It shall be easy to use in sensitive and painful applications. At least 2 soft applicators with different penetration measurements shall be given.
29. All parameters shall be controllable from the color touch screen of the device. Bar, frequency, number of shots, total values, and the treatment name applied shall be written on the main screen. In the treatment guide, there shall be application image and written narrative information for each treatment.
30. Start stop from the main screen of the device shall be possible, the device shall be able to be started by stopping it in all menus. There shall be no need to change the screen for this.
31. The following items must be supplied with the device.
 - 5 different transmitters (header)
 - 2 kit or hand applicator required for 3,000,000 shocks.
 - 300 ml application gel
 - 1 original stand table
 - 1 power cable
 - 1 user manual



(Dr. Kenjom Ngomdir)
CMO(SG)
Trg. Dte., CRPF
Member-I

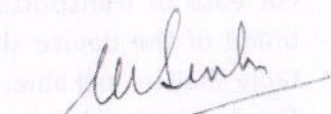

(Dr. P. S. Nagi)
CMO(SG)
BSF Chhawala Camp
Member-II


(Dr. Y J K Singh)
Comdt.(Med.)
M.I. Room, FHQ SSB
Member-III


(Dr. Shailesh Kumar)
SMO, ITBP
R K Puram New Delhi
Member-IV



(Dr. V K Mathur)
CMO(SG), NSG
Co-opted Member

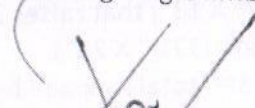

(Dr. Shekhar Jaishwal)
DIG/Director(Med.) CISF
Presiding Officer



Member, BPR&D
(K. K. Sinha)

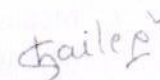
QRS/SPECIFICATION OF LEG PRESS MACHINE (REHABILITATION)


1. Machine should be suitable for gyms and medical facilities, such as hospitals or rehabilitation centres.
2. Machine should be maintenance-free, stainless-steel rails offer an exceptionally smooth motion.
3. Machine should have user positioning and biomechanically optimized pressing angles.
4. Machine should have seated Leg Press features which offers an upright positioned, ideal for novices or deconditioned users. Force should be transmitted through the user's hips to the leg press, eliminating spinal compression.
5. Machine should have following Dimensions:
 - Length: 82 inches
 - Width: 48 inches
 - Height: 71 inches
 - Weight Stack Oversize: 255 Kg
 - Weight Stack: 145 Kg
6. Machine should have adjustable backrest which should allow to set machine on different angles for maximum versatility.
7. Machine should have adjustable shoulder pads.
8. Machine should have multiple resistance system which should allow isometric, elastic, isotonic and combination of exercises.
9. Machine should be useful in huge range of applications such as orthopaedic rehabilitation and sports training.
10. Machine should have the telescopic single-foot rest which will help in maintaining a safe and correct position during single limb exercising.



(Dr. Kenjam Ngomdir)
CMO(SG)
Trg. Dte., CRPF
Member-I



(Dr. P S Nagi)
CMO(SG)
BSF Chhawala Camp
Member-II


(Dr. Y J K Singh)
Comdt.(Med.)
M.I. Room, FHQ SSB
Member-III


(Dr. Shailesh Kumar)
SMO, ITBP
R K Puram New Delhi
Member-IV


(Dr. V K Mathur)
CMO(SG), NSG
Co-opted Member


**Member, BPR&D
(K. K. Sinha)**



(Dr. Shekhar Jaiswal)
DIG/Director(Med.) CISF
Presiding Officer

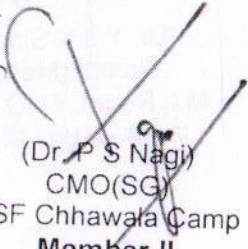
QRS/SPECIFICATIONS FOR HYDRAULIC MOBILIZATION PHYSIOTHERAPY TABLE

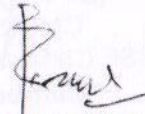
1. Table should have 3-Dimensional head section with extension, flexion, lateral flexion, horizontal hi-low and traction. Added to that there should be unique frictionless lateral flexion to enable passive tests for the patient's cervical spine so that patient can also bend his head laterally for instance in neutral tests; this enables the therapist to support the patient's shoulder and arm.
2. Table should provide traction combined with the desired motion which allows to consider totally new kinds of mobilization, manipulation and traction treatments.
3. Table should have horizontal hi-low so as to reach optimal position for various types of cervical spine
4. Table should provide the 3-Dimensional motion of the mid-body so as to achieve frictionless lateral flexion with no movement in the gas springs which will allow extended treatment sessions with less force needed and at the same the lifespan of the hydraulic construction increases.
5. Table should have electric height adjustment with round-switch bar, adjustment between 57 - 91 cm
6. Table should have powerful motor with optional battery
7. Table should central locking castors, hydraulically facilitated system with good quality twin-casters.
8. Table should weigh around 100-110 kgs

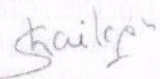
Additionally:


1. Mobilization table should have 1¼" firm density foam top
2. Mobilization table should have 400 lb. Lifting weight capacity
3. Mobilization table should have Vinyl: 34 oz with antibacterial protection
4. Mobilization table should have four heavy duty 3.5" total lock ball bearing casters.
5. Mobilization table should have six piece top section (77" X 25") which allows side bending (15°) and rotation (15°) of foot section (41" X 25") that raises 20° & lowers 20°.
6. Mobilisation table should have head section (17" X 13") that raises 25° & lowers 20°, arm rests (15" X 5") that lowers 10° and center section (17½" X 25").
7. Mobilisation Table should have four heavy duty 3½" total lock ball bearing casters and 1¼" firm density foam top.

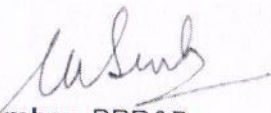

(Dr. Kenjoni Ngomdir)
CMO(SG)
Trg. Dte., CRPF
Member-I



(Dr. P S Nagi)
CMO(SG)
BSF Chhawala Camp
Member-II


(Dr. Y J K Singh)
Comdt.(Med.)
M.I. Room, FHQ SSB
Member-III


(Dr. Shailesh Kumar)
SMO, ITBP
R K Puram New Delhi
Member-IV


(Dr. V K Mathur)
CMO(SG), NSG
Co-opted Member


Member, BPR&D
(K.K. Sinha)


(Dr. Shekhar Jaiswal)
DIG/Director(Med.) CISF
Presiding Officer